


FRONT WHEEL/SUSPENSION/STEERING

Tighten the left axle holder bolts.

TORQUE: 22 N·m (2.2 kgf·m , 16 lbf·ft)




FORK

REMOVAL


Remove the front wheel (page 13-6).

Remove the four bolts and the front fender.
Remove the front brake hose clamp from the fork leg.



Loosen the handlebar pinch bolt and remove the stopper ring from the fork.

When the fork is ready to be disassembled, loosen the fork cap, but do not remove it.



Loosen the fork top and bottom pinch bolts, and remove the fork tube from the fork bridges.

