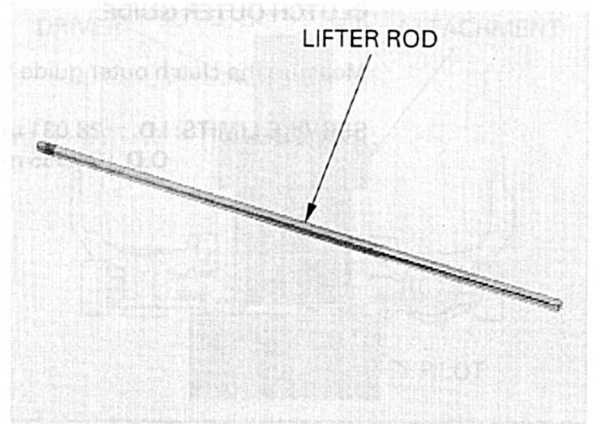


CLUTCH LIFTER ROD

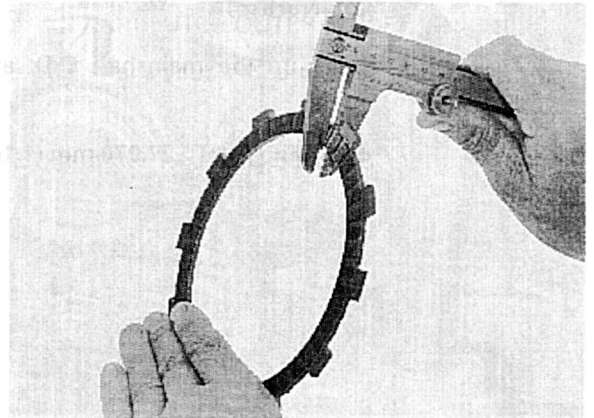
Check the clutch lifter rod for bending or damage.



CLUTCH DISC

Replace the clutch discs and plates as a set. Check the clutch discs for signs of scoring or discoloration. Measure the clutch disc thickness.

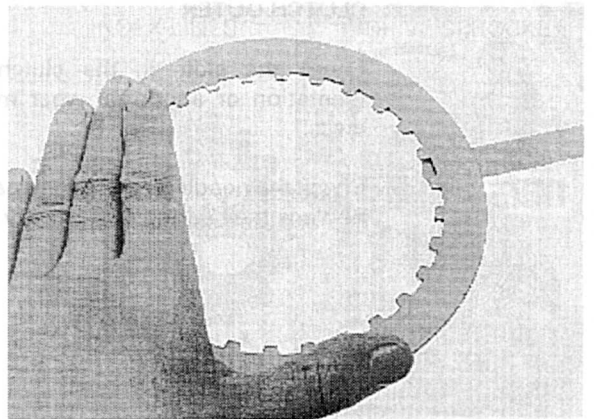
SERVICE LIMIT: 3.5 mm (0.14 in)



CLUTCH PLATE

Replace the clutch discs and plates as a set. Check the plates for discoloration. Check the plate warpage on a surface plate using a feeler gauge.

SERVICE LIMIT: 0.30 mm (0.012 in)



JUDDER SPRING, SPRING SEAT

Check the judder spring and spring seat for distortion, wear or damage.

