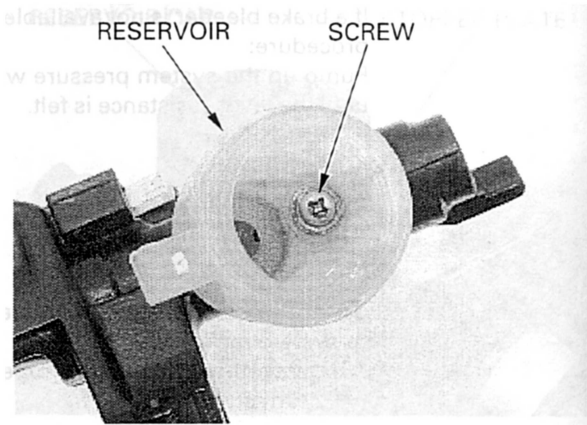
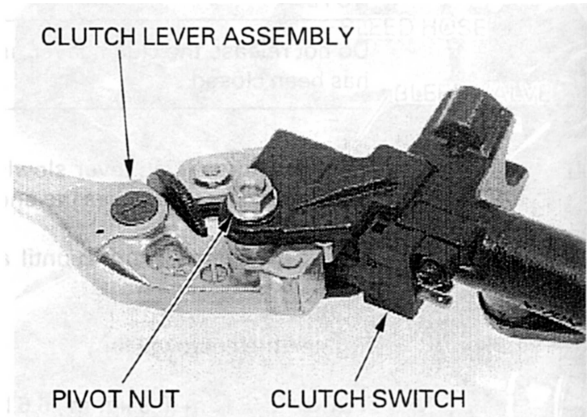


CLUTCH/GEARSHIFT LINKAGE

Remove the screw, fluid reservoir and O-rings from the master cylinder.



Remove the screw and clutch switch.
Remove the pivot nut, bolt and clutch lever assembly.
Remove the push rod and piston boot.




Remove the snap ring with the special tool.

TOOL:

Snap ring pliers

07914-3230001



Remove the washer, master piston, primary cup and spring.

Clean the master cylinder, reservoir and master piston in clean clutch fluid.

INSPECTION

Check the piston cups for wear, deterioration or damage.

Check the spring for damage.

