



CYLINDER HEAD/VALVE

Install the cylinder head cover and special washers with the "UP" marks facing up.




Install and tighten the cylinder head cover bolts.

TORQUE: 10 N·m (1.0 kgf·m, 7 lbf·ft)



FRONT:

Install the spark plug cap onto the plug.
Connect the breather hose to the cylinder head cover.
Connect the air supply hose to the pulse secondary air injection (PAIR) check valve (SW, AR, IIG type only).



Install the oil cooler bracket with the cooler onto the frame and tighten the two bolts.
Clamp the spark plug wire.

Install the front fairing (page 2-2).

