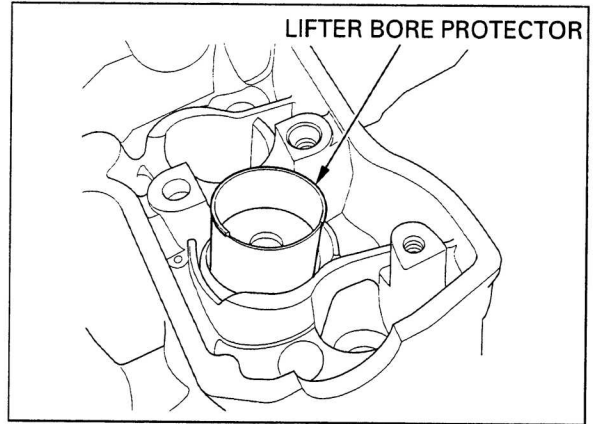


Install the lifter bore protector made from the film container into the valve lifter bore.




Grease the cotters to ease installation. Remove the attachment from the valve spring compressor. Install the valve spring cotters using the valve spring compressor.

TOOL:

Valve spring compressor 07757-0010000

CAUTION:


To prevent loss of tension, do not compress the valve springs more than necessary to install the cotters.



Support the cylinder head so that the valve heads will not contact anything that cause damage. Tap the valve stems gently with two plastic hammers as shown to seat the cotters firmly.

Install and tighten the spark plug.

TORQUE: 14 N·m (1.4 kgf·m , 10 lbf·ft)



CYLINDER HEAD INSTALLATION

Install the dowel pins and a new gasket.

