


MECHANICAL SEAL REPLACEMENT

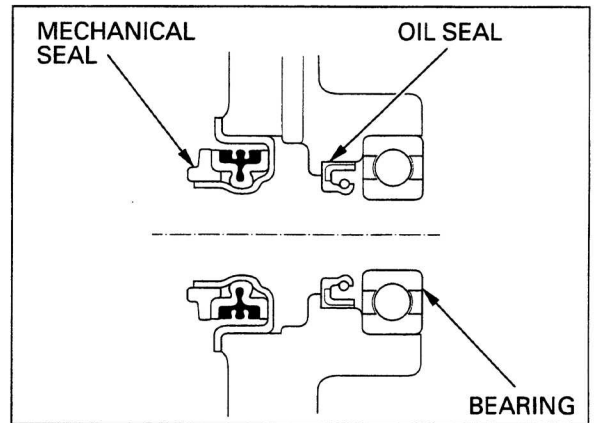
Remove the water pump shaft from the right crankcase cover.




Remove the bearing using the special tools.

TOOLS:

Bearing remover set, 10 mm	07936-GE00000
– Bearing remover shaft	07936-GE00100
– Bearing remover, 10 mm	07936-GE00200
– Sliding weight	07741-0010201



Remove the oil seal and mechanical seal from the right crankcase cover.



Drive a new mechanical seal using the special tool.

TOOLS:

Driver	07749-0010000
Mechanical seal driver attachment	07945-4150400

Apply grease to a new oil seal lip and install the oil seal into the right crankcase cover.

