


INSPECTION

MAIN PUMP


Temporarily assemble the main pump (page 4-9).
Measure the rotor tip clearance.

SERVICE LIMIT: 0.20 mm (0.008 in)




Measure the pump body clearance.

SERVICE LIMIT: 0.35 mm (0.014 in)



Measure the pump side clearance.

SERVICE LIMIT: 0.12 mm (0.005 in)



COOLER PUMP

Temporarily assemble the cooler pump outer rotor,
inner rotor, pump shaft and drive pin.
Measure the rotor tip clearance.

SERVICE LIMIT: 0.20 mm (0.008 in)

