


ELECTRIC STARTER

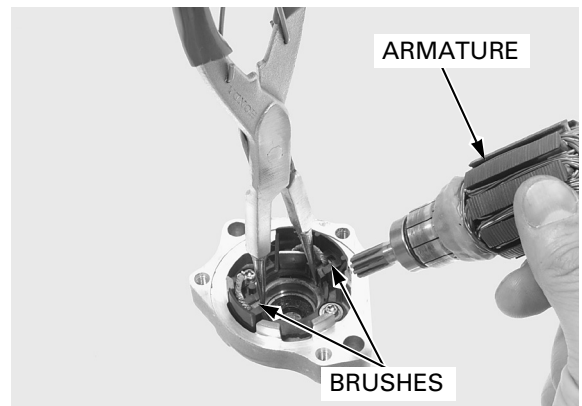
ASSEMBLY

Install the brush springs into the brush holders.



Be careful not to damage the commutator bars and brushes.

Set the brushes into the brush holder by compressing the brush springs. Install the armature into the bracket while holding the brushes.




ARMATURE

BRUSHES

Make sure the gasket is in good condition.

The coil may be damaged if the magnet pulls the armature against the case.

Install the bracket/armature to the motor case by holding the bracket side armature shaft tightly.



BRACKET


MOTOR CASE

GASKET

ARMATURE

Install the motor case screws and tighten them to the specified torque.

TORQUE: 2 N·m (0.20 kgf·m, 1.5 lbf·ft)



SCREWS