


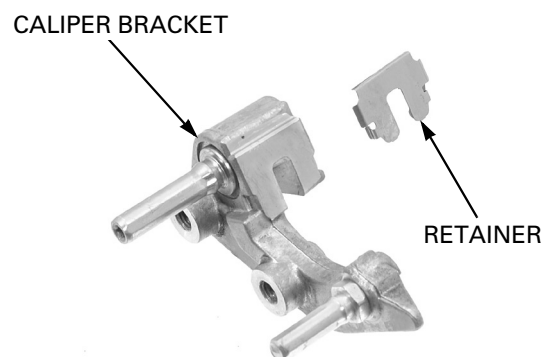
Check the bracket pin boots and replace them if they are deteriorated or damaged.

Apply 0.4 g minimum of silicone grease to the inside of the pin boots, and install them into the caliper body.

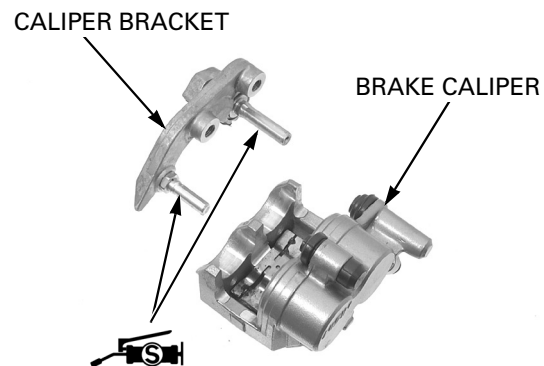
Install the pad spring on the caliper body.



Install the retainer to the caliper bracket.



Apply silicone grease to the caliper pin bolts.
Install the caliper bracket to the brake caliper.



INSTALLATION

Install the brake pads (page 17-8).

Set the brake caliper onto the left front fork leg.
Install new caliper mounting bolts and tighten them to the specified torque.

TORQUE: 30 N·m (3.1 kgf·m, 22 lbf·ft)

Install the brake pads (page 17-8)

Connect the brake hose to the brake caliper with the oil bolt and new sealing washers.

Push the eyelet joint against the stopper and tighten the oil bolt to the specified torque.

TORQUE: 34 N·m (3.5 kgf·m, 25 lbf·ft)

Fill the brake fluid and air bleed the hydraulic brake system (page 17-5).

