

## BRAKE SYSTEM

Install the set rubber to the lock lever and tighten the bracket cover special screw.

**TORQUE: 4.2 N·m (0.43 kgf·m, 3.1 lbf·ft)**


Adjust the following:

- Connecting cable (page 17-15)
- Rear brake lever freeplay (page 4-17)

Check the following:

- Brake lock lever operation (page 4-20)
- Rear brake light operation (page 4-20)

Install the front handlebar cover (page 3-6).



## FRONT BRAKE CALIPER

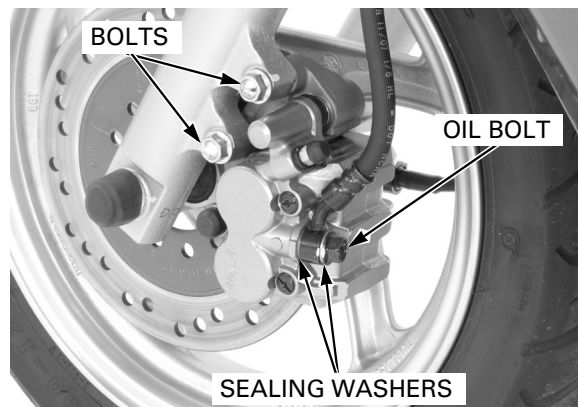
### REMOVAL

Drain the brake fluid (page 17-5).

Disconnect the brake hose from the brake caliper by removing the oil bolt and sealing washers.

Remove the brake pads (page 17-8).

Remove two caliper mounting bolts and the caliper.




### DISASSEMBLY

Remove the caliper bracket from the brake caliper.

CALIPER BRACKET

BRAKE CALIPER



Remove the retainer from the caliper bracket.

CALIPER BRACKET

RETAINER

