


FRONT WHEEL/SUSPENSION/STEERING

FRONT WHEEL

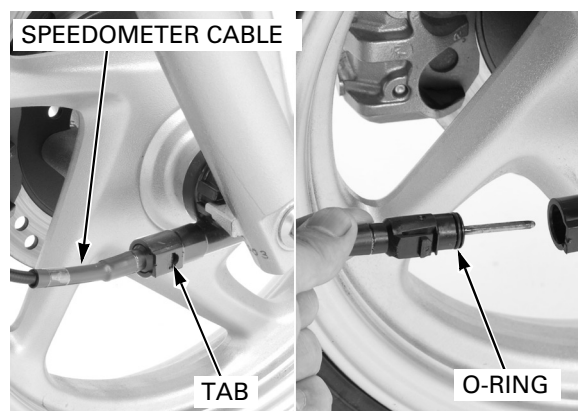
REMOVAL

Remove the axle nut cap and loosen the front axle nut.



Disconnect the speedometer cable by releasing the tab.

Remove the O-ring.




Support the scooter securely using a jack or other support and raise the front wheel off the ground.

Remove the front axle nut.

Remove the front axle out and remove the front wheel.

Do not operate the brake lever after removing the front wheel.



Remove the speedometer gearbox from the right wheel hub.

