


## INSTALLATION


Clean any oil and grease from the drive face and the drive belt.

*Be careful not to get the movable drive face disassembled.*

Install the movable drive face assembly onto the crankshaft until it is fully seated while holding the ramp plate.




Compress the driven face spring by squeezing the drive belt until there is enough slack to install the drive belt to the drive pulley boss.



Set the drive belt onto the drive pulley boss by squeezing it to obtain the clearance between the belt and shaft.

Install the drive pulley face while aligning its splines with crankshaft splines.



Make sure that the drive pulley face is fully seated on the drive pulley boss.

