


## STARTER PINION

### REMOVAL


- The starter pinion can be serviced with the engine installed in the frame.

Remove the left crankcase cover (page 11-5).

Remove the starter pinion holder.




Remove the starter pinion.



### INSPECTION

Hold the starter drive gear and turn the starter pinion gear.

- When turned clockwise, the starter pinion gear should rotate freely.
- When turned counterclockwise, the starter drive gear should protrude smoothly as it rotates.



Check the pinion gear teeth and shaft for wear or damage.

Check the starter drive gear teeth of the starter pinion for wear or damage.

Check the starter driven gear teeth of the drive pulley face for wear or damage.

