

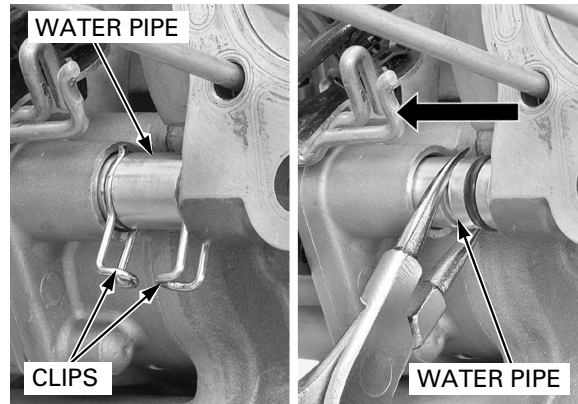
CYLINDER/PISTON

CYLINDER

REMOVAL


Remove the cylinder head (page 9-7).

Unhook the clips and slide the water pipe into the water pump/stator base.




Attach a piece of wire to the cam chain to prevent it from falling into the crankcase. Be careful not to damage the mating surface.

Remove the cylinder.



Remove the gasket and dowel pins.

Clean off any gasket material from the cylinder mating surface of the crankcase.



Slide the water pipe out of the water pump/stator base.

Remove the O-rings from the water pipe.

