


CYLINDER HEAD/VALVES

Install the crankshaft oil seal/cam chain tensioner pivot pin holder and tighten the bolts.

Install the following:

- Cylinder head (page 9-21)
- Drive pulley (page 11-11)



CAM CHAIN TENSIONER LIFTER


REMOVAL

- The cam chain tensioner lifter can be serviced with the engine installed in the frame.

Remove the following:

- Luggage box (page 3-8)
- Throttle body (page 6-41)

Remove the tensioner lifter screw and the O-ring.

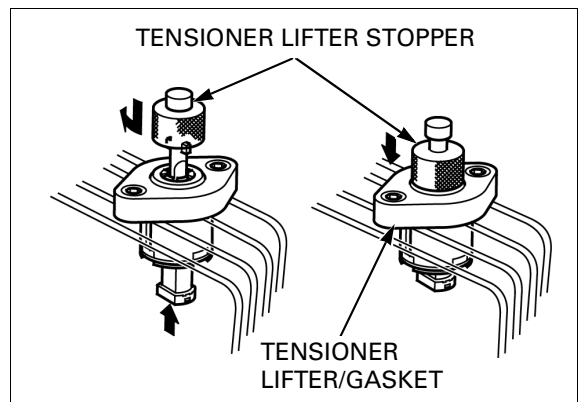


Install the special tool into the tensioner lifter body and turn the tool clockwise until it stops turning. Hold the tensioner lifter by pushing the tool while aligning the tabs of the tool with the grooves of the tensioner lifter.

TOOL:

Tensioner lifter stopper

070MG-0010100



Remove the two bolts, cam chain tensioner lifter and the gasket.

