


CAM CHAIN TENSIONER SLIDER

REMOVAL


Remove the following:

- Drive pulley (page 11-8)
- Cylinder head (page 9-7)

Remove the bolts and crankshaft oil seal/cam chain tensioner pivot pin holder.

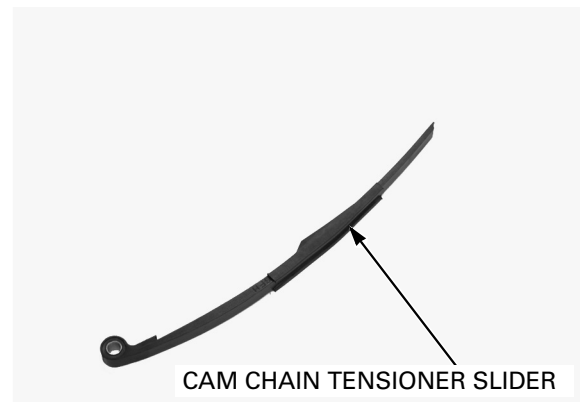


Remove the pivot pin, O-ring and cam chain tensioner slider.



INSPECTION

Check the sliding area of the cam chain tensioner slider for excessive wear or damage.



INSTALLATION

Install the cam chain tensioner slider to the left crankcase.

Coat a new O-ring with engine oil and install it to the pivot pin groove.

Install the pivot pin into the cam chain tensioner slider hole.

