



Check the engine mount bushings for wear, deterioration or damage.




Check the rear shock absorber bushing for wear, deterioration or damage.



ENGINE INSTALLATION

- Before installing the engine, route the wires, hoses, and cables properly (page 1-17).

Install the engine hanger link by aligning stopper rubbers with the frame duct.



Install the engine hanger link pivot bolt (frame side) from the right side of the frame. Install and tighten the nut to the specified torque.

TORQUE: 69 N·m (7.0 kgf·m, 51 lbf·ft)

