

ENGINE REMOVAL/INSTALLATION

ENGINE REMOVAL

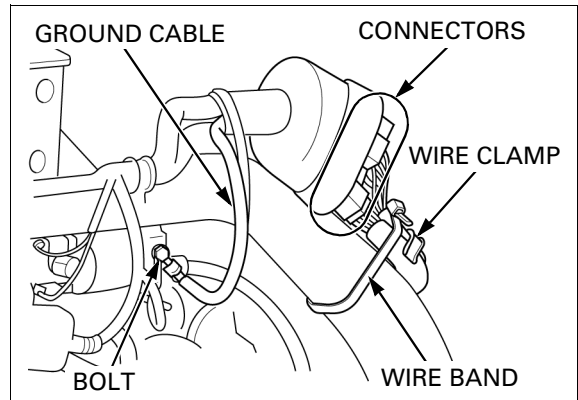
Remove the following:

- Body cover (page 3-9)
- Rear fender (page 3-12)
- Under cover (page 3-7)

Disconnect the all connectors inside the boot.

Release the wires from the wire band and clamp.


Remove the bolt and disconnect the ground cable from the frame.



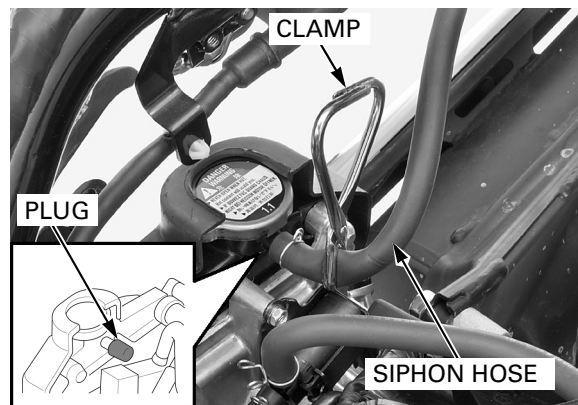
Release the following from the wire band:

- Alternator/CKP sensor wire
- Engine sub harness

Disconnect the spark plug cap and release the plug wire band from the right side cover.



Clamp the radiator siphon hose and disconnect it from the radiator. Plug the joint of the radiator.



Loosen the lock nut and disconnect the throttle cable. Release the throttle cable from the cable clamp.

