


COOLING SYSTEM

Apply engine oil to the drive chain whole surface and water pump drive/driven sprocket.

Set the drive chain over the water pump drive sprocket and driven sprocket.

Set the water pump driven sprocket as shown.




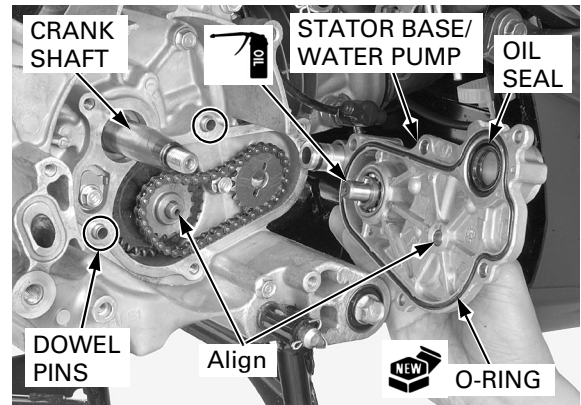
Install a new O-ring into the groove of the stator base/water pump.

Apply engine oil to the water pump shaft.

Install the dowel pins.

Install the stator base/water pump to the right crankcase.

1. Pass the crankshaft through the oil seal hole on the stator base/water pump.
2. Align the oil pump shaft with the journal on the stator base/water pump.
3. Align the pin groove of the water pump driven sprocket with the pin of the water pump shaft by rotating the water pump impeller.



Install the woodruff key into the crankshaft key groove.

