

## COOLING SYSTEM

### RADIATOR


#### REMOVAL

Drain the coolant (page 7-8).

Remove the following:

- Right side body cover (page 3-4)
- Luggage box (page 3-8)

Disconnect the siphon hose and water hose from the radiator.




Remove the four radiator mounting bolts/washer.


*Be careful not to damage the radiator fins.*

Release the spark plug wire band boss from the radiator base.

Remove the radiator from the radiator base.



Remove the O-ring from the thermostat cover joint.



#### INSTALLATION

*Do not apply engine oil to this O-ring.*

Install the new O-ring to the thermostat cover joint groove.

Install the radiator to the thermostat cover and radiator base.

- When installing the radiator to the thermostat cover, be careful not to pinch the O-ring.

