

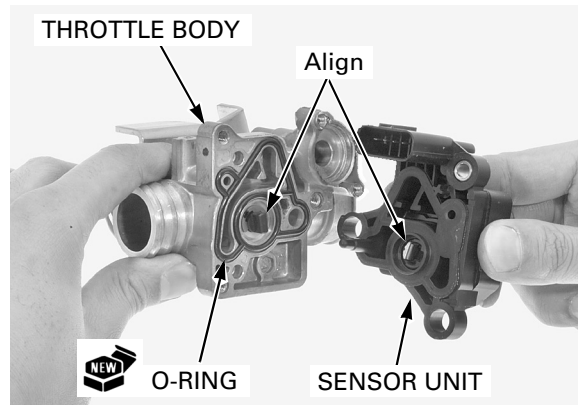
FUEL SYSTEM (Programmed Fuel Injection)

Install the new O-ring to the throttle body.

- Install the O-ring to the throttle body properly. If the O-ring is not installed properly, the idle air will leak and engine idle speed will be unstable.

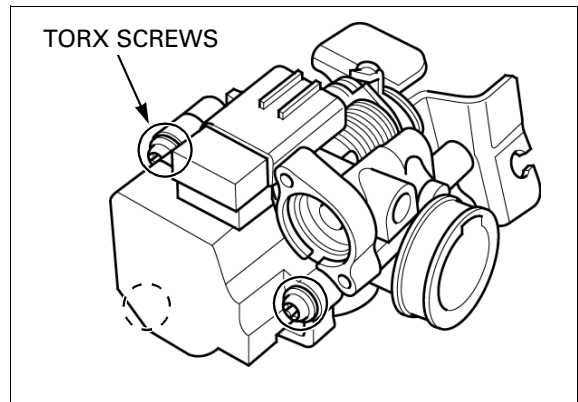
Install the sensor unit to the throttle body by aligning the clip of the TP sensor and boss of the throttle valve.

- The light pressure is sufficient to assemble the sensor unit and throttle body in their correct position. If you cannot assemble them easily, the clip may be misaligned. Do not attempt to force them together and make sure that the clip is aligned.

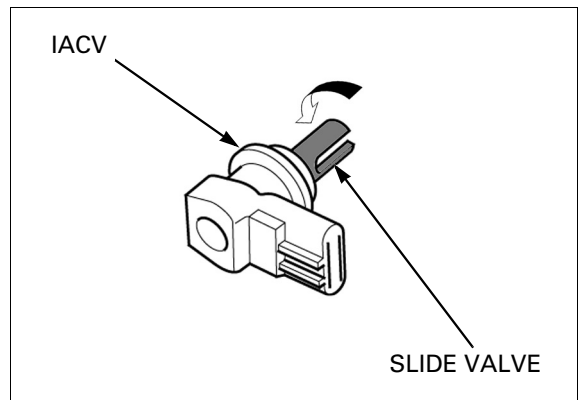


Install and tighten the torx screws to the specified torque.

TORQUE: 3.4 N·m (0.3 kgf·m, 2.5 lbf·ft)



Turn the slide valve clockwise until lightly seated on IACV.



Install the IACV by aligning the pin with the slide valve slot.

