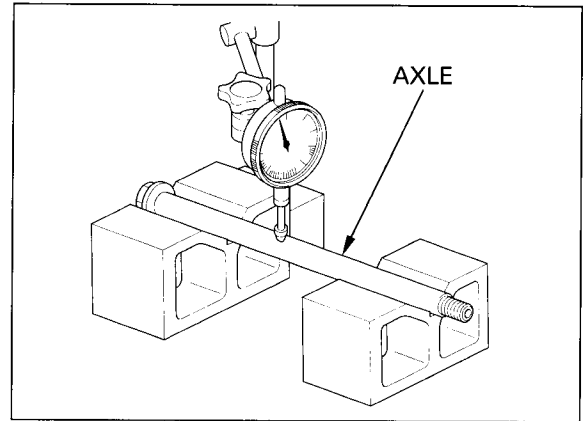


INSPECTION

Axle

Place the axle in V-blocks and measure the runout. Actual runout is 1/2 the total indicator reading.

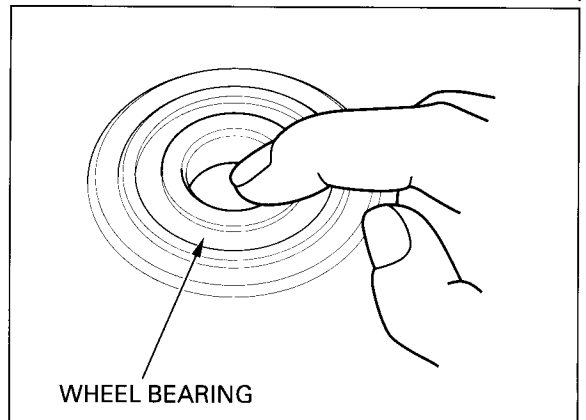
SERVICE LIMIT: 0.20 mm (0.008 in)



Wheel bearing

Turn the inner race of each bearing with your finger. Bearings should turn smoothly and quietly. Also check that the bearing outer race fits tightly in the hub.

Replace the wheel bearings in pairs. Remove and discard the bearings if the races do not turn smoothly and quietly, or if they fit loosely in the hub.



Wheel rim runout

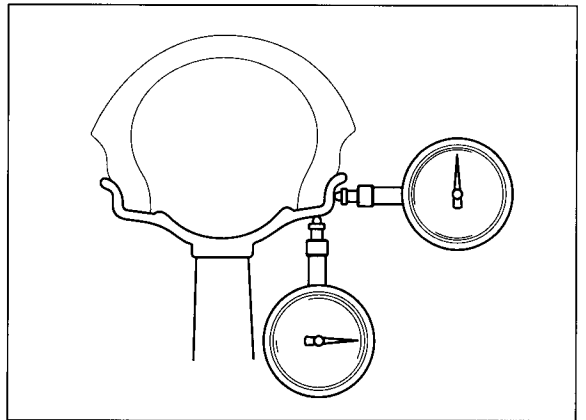
Check the rim runout by placing the wheel in a turning stand.

Spin the wheel slowly and read the runout using a dial indicator.

Actual runout is 1/2 the total indicator reading.

SERVICE LIMIT: Radial: 2.0 mm (0.08 in)

Axial: 2.0 mm (0.08 in)



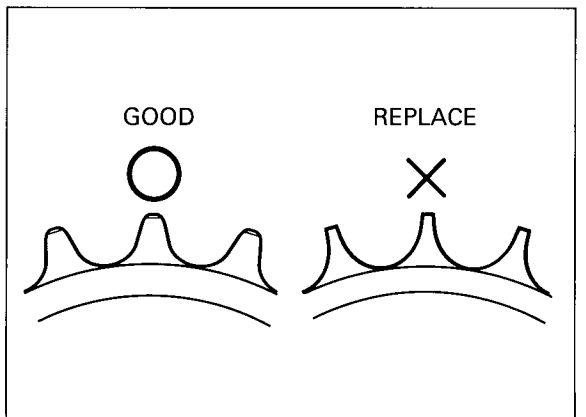
Driven sprocket

Check the condition of the final driven sprocket teeth.

Replace the sprocket if worn or damaged.

NOTE:

- If the final driven sprocket requires replacement, inspect the drive chain and drive sprocket.
- Never install a new drive chain on a worn sprocket or a worn chain on new sprockets. Both chain and sprocket must be in good condition or the replacement chain or sprocket will wear rapidly.



Wheel balance

See page 13-12 for wheel balance.