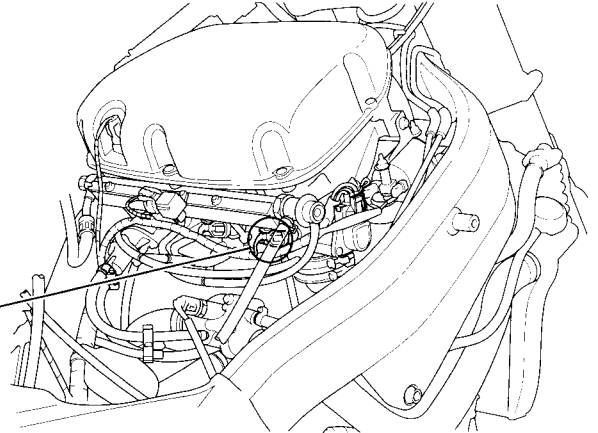
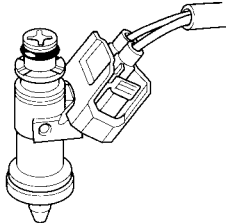


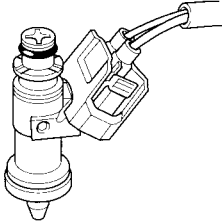
PGM-FI MALFUNCTION INDICATOR 15 BLINKS (NO. 4 INJECTOR)

Turn the ignition switch OFF.

Disconnect the No. 4 injector 2P connector. Check for loose or poor contact on the No. 4 injector 2P connector.



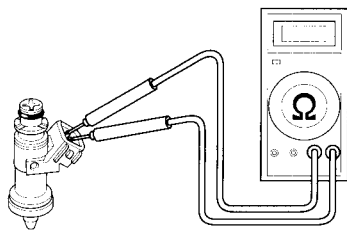
Connect the No. 4 injector 2P connector. Place the motorcycle on its side stand. Turn the ignition switch ON. Check the malfunction indicator blinks.



No blinks → • Loose or poor contacts on the No. 4 injector connector

15 blinks

Turn the ignition switch OFF. Disconnect the No. 4 injector 2P connector and measure the resistance of the No. 4 injector.



Abnormal → • Faulty No. 4 injector

Connection:
Black/White (+) – Pink/Black (–)
Standard: 13.0 – 14.4 kΩ (20 °C/68 °F)

Normal