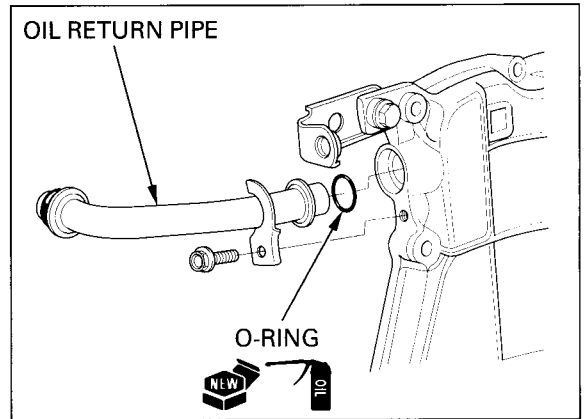
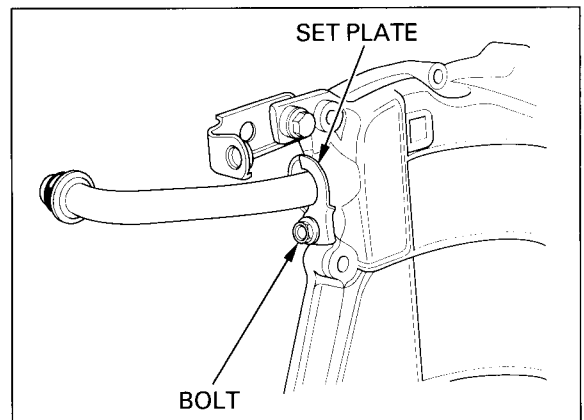


Install the new O-rings onto the oil return pipe and install it into the oil pan.



Install the set plate and tighten the bolt to the specified torque.

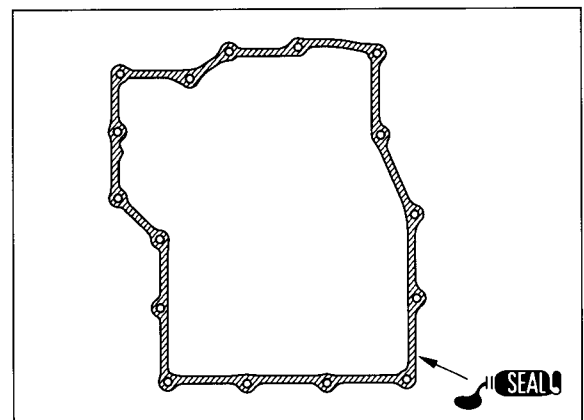
TORQUE: 12 N·m (1.2 kgf·m , 9 lbf·ft)



Clean the oil pan mating surface thoroughly. Apply Three Bond 1207B or an equivalent to the mating surface.

CAUTION:

Do not apply sealant more than necessary.



Apply oil to the new O-ring and install it onto the oil return pipe. Install the oil pan while aligning the oil return pipe with the hole in the lower crankcase.

