



HYDRAULIC BRAKE

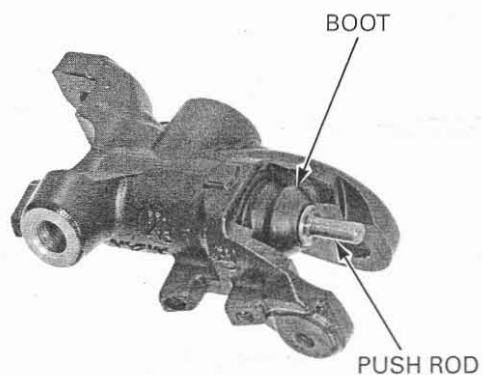
Remove the pivot bolt/nut and brake lever assembly.



Remove the screw and brake light switch.



Be careful not to damage the boot. Remove the boot and push rod.



Remove the snap ring from the master cylinder body using the special tool as shown.

TOOL:

Snap ring pliers

07914-SA50001

Remove the master piston, spring and spring guide from the master cylinder body.

