


BRAKE PAD/DISC

Always replace the brake pads in pairs to assure even disc pressure.


FRONT BRAKE PAD REPLACEMENT

Loosen the pad pins.
Remove the caliper mounting bolts and brake caliper.
Discard the brake caliper mounting bolts.




Check the brake fluid level in the brake master cylinder reservoir as this operation causes the level to rise.

Push the caliper pistons all the way in to allow installation of new brake pads.



Remove the pad pins, brake pads and pad spring.



Clean the inside of the caliper especially around the caliper pistons.

