


FRONT WHEEL/SUSPENSION/STEERING

*Keep the front
brake and clutch
master cylinder
upright.*


While holding the fork leg, loosen the fork bottom bridge pinch bolts and remove the fork slider from the handlebar and fork bridges.




DISASSEMBLY

*Be careful not to
scratch the fork
slider.*

Remove the handlebar stopper ring.
Remove the stopper ring and pre-load adjuster.



Remove the O-ring from the damper rod adjust case.
Remove the fork bolt from the fork slider.



Push the fork slider slowly down, and gently seat the dust seal onto the axle holder.

