



Turn the crankshaft clockwise, align the "T" mark on the ignition pulse generator rotor with the index mark on the right crankcase cover.




The timing marks ("IN" and "EX") on the cam sprockets must be flush with the cylinder head surface and facing outward as shown.

If the timing marks on the cam sprocket are facing inward, turn the crankshaft clockwise one full turn (360°) and realign the timing marks with the cylinder head surface so they are facing outward.



Remove the cam chain tensioner lifter sealing bolt and sealing washer.



Turn the tensioner lifter shaft fully in (clockwise) and secure it using the special tool to prevent damaging the cam chain.

**TOOL:**  
 Cam chain tensioner holder 07ZMG-MCAA400 or 07NMG-MY90100

