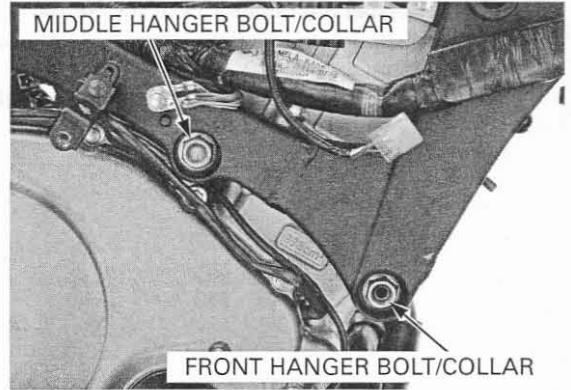


Install and tighten the right side front engine hanger bolt to the specified torque.

TORQUE: 64 N·m (6.5 kgf·m, 47 lbf·ft)

Install and tighten the right side middle engine hanger bolt to the specified torque.

TORQUE: 64 N·m (6.5 kgf·m, 47 lbf·ft)




Install the drive sprocket with the marks facing out.

Install the washer and special bolt, tighten the special bolt to the specified torque.


TORQUE: 54 N·m (5.5 kgf·m, 40 lbf·ft)

Install the drive sprocket cover and clutch slave cylinder (page 12-11).



Install the gearshift pedal assembly onto the frame, then install the washer and pivot bolt. Tighten the pivot bolt to the specified torque.

TORQUE: 26 N·m (2.7 kgf·m, 20 lbf·ft)



Install the gearshift pedal link to the gearshift spindle while aligning its slit with the punch mark on the gearshift spindle. Install and tighten the pinch bolt to the specified torque.

TORQUE: 9.8 N·m (1.0 kgf·m, 7 lbf·ft)

