
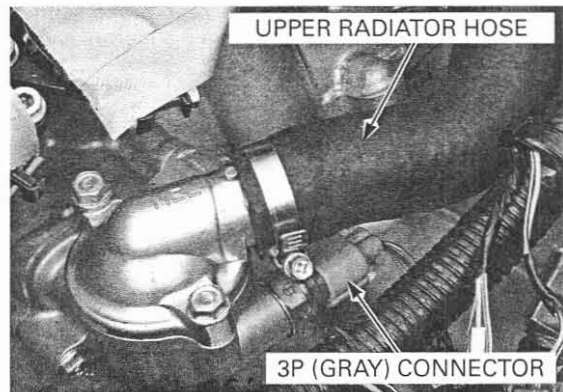


## ENGINE REMOVAL/INSTALLATION


Disconnect the PAIR control valve air hoses from the reed valve cover.  
Disconnect the crankcase breather hose from the cylinder head cover.



Disconnect the upper radiator hose from the thermostat housing cover.  
Disconnect the ECT sensor 3P (Gray) connector.



Loosen the hose clamp screw and disconnect the radiator hose from the water pump.  
Loosen the hose clamp screws and disconnect the water hoses from the oil cooler.



Remove the radiator assembly.

Remove the two bolts, drive sprocket cover and guide plate (page 12-7).

Loosen the rear axle nut.  
Turn the drive chain adjusting bolts make the drive chain slack fully.

Remove the drive sprocket special bolt, washer and drive sprocket.

