

## REAR WHEEL/SUSPENSION

Press the radial ball bearing in using the special tools and a hydraulic press.

### TOOLS:

Driver

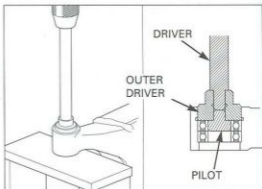
07749-0010000

Attachment, 32 X 35 mm


07746-0010100

Pilot, 20 mm

07746-0040500

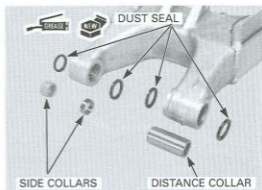


Install the snap ring into the groove securely.



Apply grease to the dust seal lips, then install the dust seals into the left swingarm pivot. Fill the grease up between the inner dust seal and needle bearing. Install the pivot distance collar.

Apply grease to the dust seal lips, then install the dust seals and pivot collar into the right swingarm pivot.



Install the bolts and drive chain adjusters.

