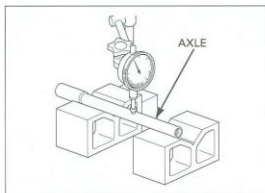


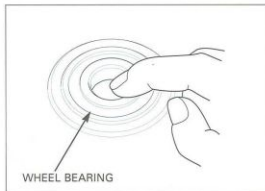
**INSPECTION****Axle**

Set the axle in a V-block and measure the runout. Actual runout is 1/2 the total indicator reading.

**SERVICE LIMIT: 0.2 mm (0.01 in)**

**Wheel bearing**

Turn the inner race of each bearing with your finger. The bearings should turn smoothly and quietly. Also check that the bearing outer race fits tightly in the hub.



*Replace the bearings in pairs.*

Remove and discard the bearings if they do not turn smoothly, quietly, or if they fit loosely in the hub.

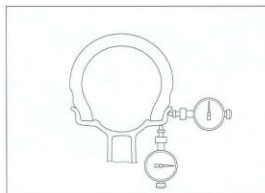
Install the new bearings into the hub using the special tools (page 13-12).

**Wheel rim runout**

Check the rim runout by placing the wheel in a turning stand.

Spin the wheel by hand, and read the runout using a dial indicator.

Actual runout is 1/2 the total indicator reading.

**SERVICE LIMITS:**

Radial: 2.0 mm (0.08 in)

Axial: 2.0 mm (0.08 in)

**DISASSEMBLY**

Remove the bolts and brake discs.

Remove the collars and dust seals.

