


FRONT WHEEL/SUSPENSION/STEERING

Tighten the forward screw first, then the rear screw.




Install the clutch lever bracket assembly by aligning the end of the bracket with the punch mark on the handlebar.


Install the clutch lever bracket holder with the "UP" mark facing up.

Tighten the upper bolt first, then the lower bolt.

TORQUE: 12 N·m (1.2 kgf·m, 9 lbf·ft)



Connect the clutch switch wire connectors.
Install the rearview mirror.



Apply grease to the throttle grip inner surface.
Install the throttle grip to the handlebar.

