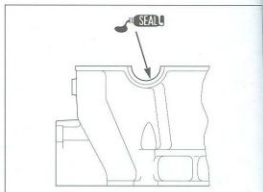



CYLINDER HEAD COVER INSTALLATION

Apply sealant to the cylinder head semi-circular cut-outs as shown.

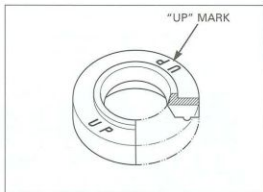


Install the cylinder head packing into the groove of the cylinder head cover.

Install the cylinder head cover onto the cylinder head.



Install the washers with their "UP" mark facing up.



Install and tighten the cylinder head cover special bolts to the specified torque.

TORQUE: 10 N·m (1.0 kgf·m, 7 lbf·ft)

