


Tighten the 6 mm flange bolts.



Install the cam chain tensioner onto the cylinder head.


Tighten the nut to the specified torque.

TORQUE: 10 N·m (1.0 kgf·m, 7 lbf·ft)

Connect the water hose.

Remove the following:

- Thermostat housing (page 6-7)
- Camshaft (see below)



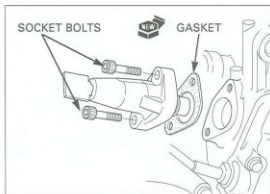
CAMSHAFT INSTALLATION

Install the new gasket and cam chain tensioner onto the cylinder.

Install the new sealing washers and tighten the socket bolts to the specified torque.

TORQUE: 10 N·m (1.0 kgf·m, 7 lbf·ft)

Install the camshaft (see below).



Install the shims and valve lifters in their original locations.

Apply molybdenum oil solution to the outer surface of the each valve lifter.

Install the shims and valve lifters into the valve lifter bores.

