


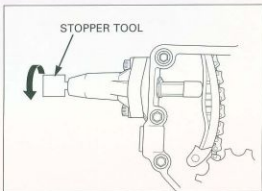
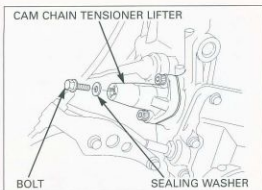
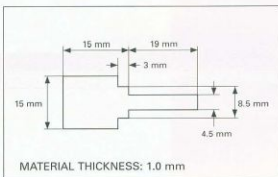
Turn the crankshaft clockwise, align the "T" mark on the ignition pulse generator rotor with the index mark on the right crankcase cover.  
Make sure the No.1 piston is at TDC (Top Dead Center) on the compression stroke.



Remove the cam chain tensioner lifter sealing bolt and sealing washer.

Turn the tensioner lifter shaft fully in (clockwise) and secure it using the following tool.

This tool can easily be made from a thin (1 mm thickness) piece of steel.



If you plan to replace the camshaft and/or cam sprocket, loosen the cam sprocket bolts as follow:

- Remove the cam sprocket bolts from intake and exhaust camshafts.



It is not necessary to remove the cam sprocket from the camshaft except when replacing the camshaft and/or cam sprocket.

Be careful not to drop the cam sprocket bolts into the crankcase.