



Remove the cylinder head cover bolts and rubber washers.

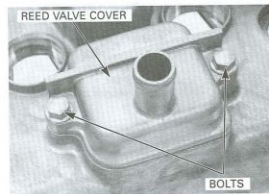


Remove the cylinder head cover.
Remove the cylinder head cover packing.



CYLINDER HEAD COVER DISASSEMBLY/ASSEMBLY

Remove the bolts and PAIR check valve cover.



Check the PAIR check valve for wear or damage, replace if necessary.

Installation is in the reverse order of removal.

TORQUE: 12 N·m (1.2 kgf·m, 9 lbf·ft)

