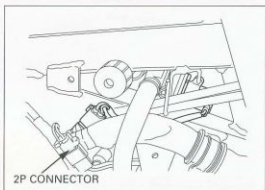


## COOLING SYSTEM


Disconnect the fan-motor 2P connector.



Disconnect the upper radiator hose.  
Remove the radiator lower mounting bolt/nut and washer.

Remove the radiator upper mounting bolt.


Slide the radiator to the right, then release the upper grommet from the frame boss.  
Remove the radiator assembly.



### DISASSEMBLY

*Be careful not to damage the radiator core.*

Remove the radiator grille.



Remove the bolts and side cover.

