


Install the oil pump cover and tighten the bolt to the specified torque.

TORQUE: 8 N·m (0.8 kgf·m, 5.8 lbf·ft)


Check the oil pump operation by turning the pump shaft.

If necessary, reassemble the oil pump.



INSTALLATION


Install the oil pump onto the crankcase while aligning the pump shaft lug with the water pump shaft groove by turning the oil pump shaft.



Install and tighten the three flange bolt securely.

Install the clutch assembly (page 9-10).

After installation, fill the crankcase with recommended oil and check that there are no oil leaks (page 3-12). Check the oil pressure (page 4-3).



OIL COOLER

REMOVAL

Drain the engine oil and remove the oil filter cartridge (page 3-12).

Drain the coolant from the system (page 6-4).

Loosen the hose bands and disconnect the oil cooler water hoses from the cooler.

