



## LUBRICATION SYSTEM

Remove the pressure relief valve.



Remove the oil strainer and packing.

Clean the oil strainer screen.



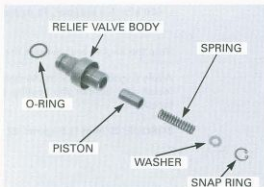
### INSPECTION

Check the operation of the pressure relief valve by pushing on the piston.

Disassemble the relief valve by removing the snap ring.

Inspect the piston for wear, sticking or damage. Inspect the spring for weakness or damage.

Assemble the relief valve in the reverse order of disassembly.



### INSTALLATION

Apply oil to the new packing and install it onto the oil strainer.

Install the oil strainer into the crankcase while aligning its boss with the groove of the crankcase.

