



HYDRAULIC BRAKE

Remove the bolt and rear brake reservoir from the frame.




Remove and discard the brake pedal joint cotter pin. Remove the joint pin.

Remove the mounting bolts and rear master cylinder from the footpeg holder.



DISASSEMBLY

Remove the screw and reservoir hose joint and O-ring from the master cylinder.



Remove the boot.

Remove the snap ring from the master cylinder body using the special tool as shown.

TOOL:

Snap ring pliers

07914-SA50001 or
07914-3230001

Remove the push rod, master piston and spring.

Clean the inside of the cylinder with brake fluid.

