


BRAKE DISC INSPECTION

Visually inspect the brake disc for damage or cracks.

Measure the brake disc thickness with a micrometer.

SERVICE LIMITS: FRONT: 3.5 mm (0.14 in)
REAR: 4.0 mm (0.16 in)


Replace the brake disc if the smallest measurement is less than the service limit.



Measure the brake disc warpage with a dial indicator.

SERVICE LIMIT: 0.30 mm (0.012 in)

Check the wheel bearings for excessive play, if the warpage exceeds the service limit.
Replace the brake disc if the wheel bearings are normal.




FRONT MASTER CYLINDER

REMOVAL

Drain the front hydraulic system (page 15-3).

Remove the rearview mirror from the master cylinder.

Disconnect the brake light switch wire connectors.
Remove the pivot nut/bolt and brake lever.



Remove the brake hose oil bolt, sealing washers and brake hose eyelet.

CAUTION:

Avoid spilling fluid on painted, plastic, or rubber parts. Place a rag over these parts whenever the system is serviced.

Remove the bolts from the master cylinder holder and remove the master cylinder assembly.

