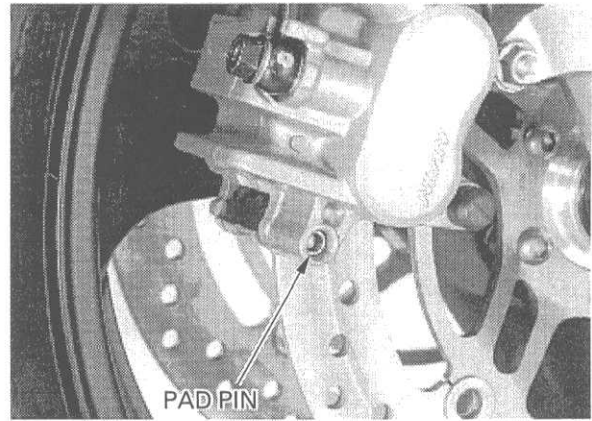



Tighten the pad pins.

TORQUE: 18 N·m (1.8 kgf·m , 13 lbf·ft)



Install and tighten the pad pins.

TORQUE: 2 N·m (0.25 kgf·m , 1.8 lbf·ft)




REAR BRAKE PAD REPLACEMENT

Push the caliper pistons all the way in by pushing the caliper body inward to allow installation of new brake pads.

NOTE:

Check the brake fluid level in the brake master cylinder reservoir as this operation causes the level to rise.



Remove the pad pin plug and loosen the pad pin.

