



## FLYWHEEL INSTALLATION

Apply oil to the starter idle gear and gear shaft, and install them.




Clean any oil from the crankshaft taper.  
Install the woodruff key on the crankshaft.



Install the flywheel aligning the key way in the flywheel with the woodruff key on the crankshaft.

Apply oil to the flywheel bolt threads and seating surface.

Install the washer and flywheel bolt.



Hold the flywheel using the flywheel holder, then tighten the bolt to the specified torque.

### TOOL:

**Flywheel holder** 07725-0040000

**TORQUE:** 103 N·m (10.5 kgf·m , 76 lbf·ft)

