


ALTERNATOR/STARTER CLUTCH

Install and tighten the socket bolts to the specified torque.

TORQUE: 12 N·m (1.2 kgf·m , 9 lbf·ft)

Install the wire holder and tighten the socket bolt to the specified torque.

TORQUE: 10 N·m (1.0 kgf·m , 7 lbf·ft)



FLYWHEEL REMOVAL


Remove the alternator cover (page 10-2).

Hold the flywheel using the flywheel holder, then remove the flywheel bolt.

TOOL:

Flywheel holder 07725-0040000

Remove the washer.




Remove the flywheel using the special tool.

TOOL:

Rotor puller 07733-0020001

Remove the woodruff key.



Remove the starter idle gear shaft and idle gear.

