


CLUTCH/GEARSHIFT LINKAGE


Remove the stopper arm bolt, stopper arm, washer and return spring.



INSPECTION

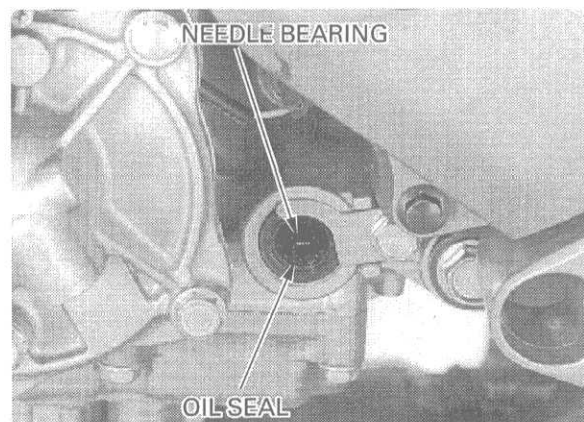
Check the gearshift spindle for wear, damage or bending.

Check the return spring for fatigue or damage.



Check the needle bearing for wear or damage.

Check the oil seal for fatigue or damage.



INSTALLATION

Install the following:

- Washer
- Return spring
- Stopper arm

Tighten the stopper arm bolt.

