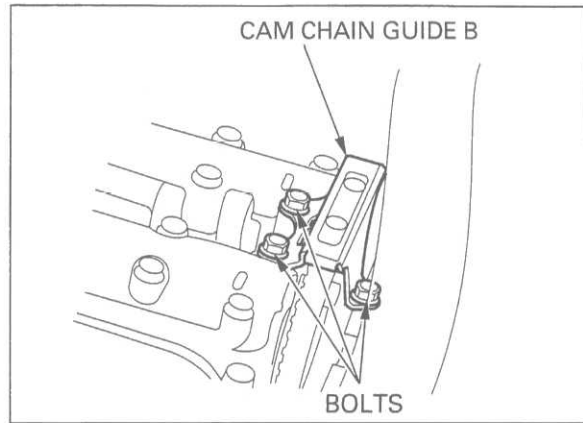
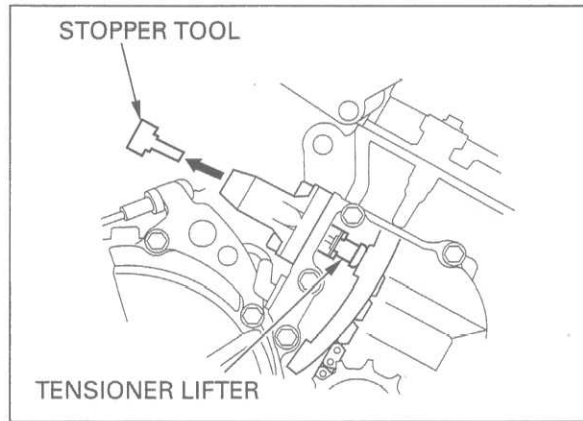


Remove the two camshaft holder bolts (casted No.10).
Install the cam chain guide B, reinstall and tighten the bolts to the specified torque.

TORQUE: 12 N·m (1.2 kgf·m , 9 lbf·ft)

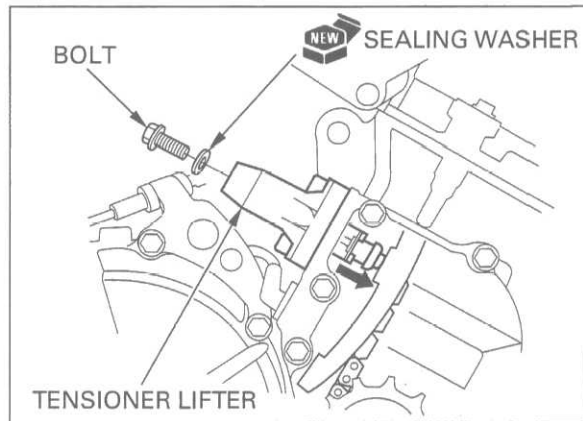


Remove the stopper tool from the cam chain tensioner lifter.



Install a new sealing washer and tighten the sealing bolt.

Recheck the valve timing.



CYLINDER HEAD COVER INSTALLATION

Install the new gasket and crankcase breather separator to the cylinder head cover.

