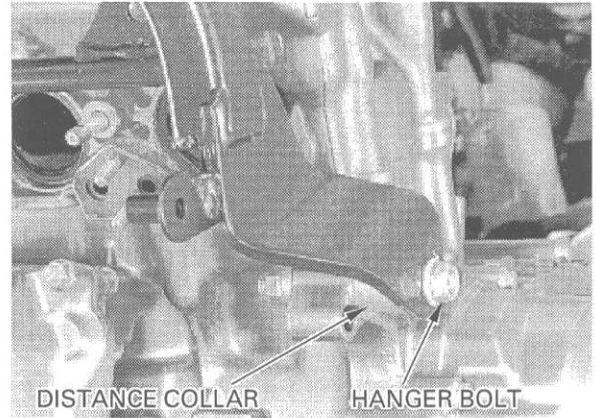




Remove the front left engine hanger bolt/nut and distance collar.



Remove the swingarm pivot nut.



Remove the left pivot bracket mounting bolts. Slightly pull the pivot bracket outward and tilt it so that the lower engine hanger bolt can be removed.



Remove the rear lower engine hanger bolt/nut and distance collar.

