


RADIATOR COOLANT


Check the coolant level of the reserve tank with the engine running at normal operating temperature. The level should be between the "UPPER" and "LOWER" level lines.



If necessary, add recommended coolant.

Remove the seat (page 2-2).

Remove the reserve tank filler cap and fill to the "UPPER" level line with 50/50 mixture of distilled water and antifreeze. Reinstall the filler cap.




COOLING SYSTEM

Check the radiator air passages for clogging or damage.

Straighten bend fins, and remove insects, mud or other obstructions with compressed air or low water pressure.

Replace the radiator if the air flow is restricted over more than 20% of the radiating surface.



Inspect the radiator hoses for cracks or deterioration, and replace if necessary.

Check the tightness of all hose clamps and fasteners.

