

REMOVAL/INSTALLATION

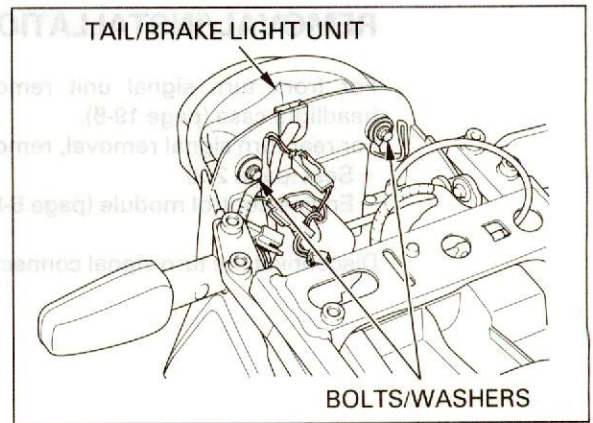
Remove the following:

- Seat (page 2-2)
- Engine control module (page 5-83)

Disconnect the tail/brake light socket.
Remove the bolts, washers and tail/brake light unit.

Installation is in the reverse order of removal.

TORQUE: 7 N·m (0.7 kgf·m , 5.1 lbf·ft)

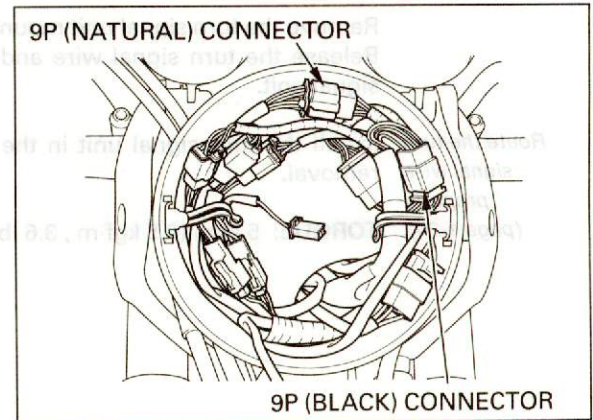


COMBINATION METER

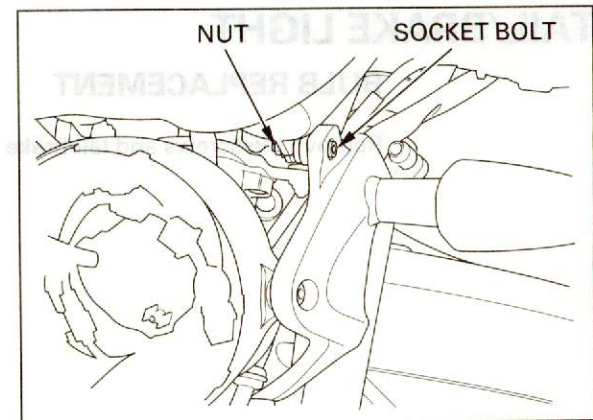
REMOVAL

Remove the headlight unit (page 19-4).

Disconnect the combination meter 9P (Black) and 9 P (Natural) connectors.



Loosen the combination meter lower mounting socket bolts and nuts.



Remove the combination meter upper mounting bolts and combination meter.

